




Page 18	2013	Telephone : 01707-642018	Data sheet
 www.everyvalve.com	<h2>L01 Kraft Aluminium Butterfly Valve</h2>		 Sales@everyvalve.com

Butterfly Valve - Aluminium L01-01

Lever Operation not shown

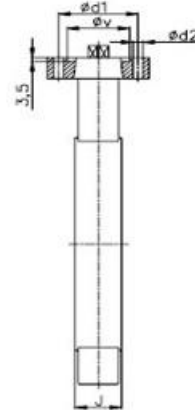
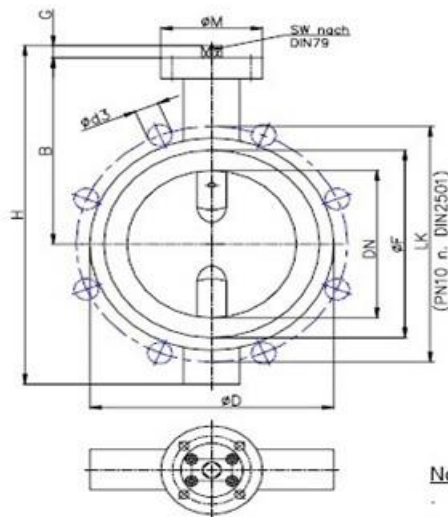
Butterfly valve L01-01 with DIN/ISO flange



Materials of Construction L01-01

- Annular Body - AL. G-AISI8 Cu3
- Seats & Seals - Buna(Black) or FDA (White)
- Disk - Steel ST38 (Lo1A)
Or - SS 1.4571 (LO1B)
- Flange Wafer - PN10 acc.to DIN 2501
- Lever Simple - AL.
- Paint Finish - RAL 9006
- Marking - EN19 Lfd. 1-4

The butterfly valve with DIN/ISO flange can be employed for subsequent mounting realized by the user. The spanner sizes and flange designations specified in the table are our standard versions and are optionally modifiable.



Subject to technical modification

Note:- Lo1 A & B are Std. wafer types PN10 Fitting. T types available with large dia body for subquent drilling.

Ausführung version	DN	D	F	B	G	J	M	H	d1	d2	SW	V	PN 10		kg		
						BW	DN						Lc	d3	z		
ISO 5211 F07	50	105	81	126,5	12,5	35	43	90	221,5	70	9	11	55	125	18	4	2,30
ISO 5211 F07	65	125	96	133,5	12,5	35	46	90	238,5	70	9	11	55	145	18	4	2,12
ISO 5211 F07	80	140	111	141,5	12,5	35	46	90	254	70	9	11	55	160	18	8	2,42
ISO 5211 F07	100	160	132	151,5	12,5	35	52	90	274	70	9	11	55	180	18	8	2,72
ISO 5211 F07	125	190	166	177	13	41	66	90	315	70	9	14	55	210	18	8	4,48
ISO 5211 F07	150	216	191	189	13	41	56	90	344,5	70	9	14	55	240	22	8	5,43
ISO 5211 F10	200	271	243	216	13	51	80	125	399	132	11	14	70	265	22	8	8,18
ISO 5211 F10	250	326	300	266	16,5	67	88	125	470	132	11	17	70	360	22	12	14,25
ISO 5211 F10	300	376	351	282	16,5	67	78	125	521	132	11	17	70	400	22	12	16,85
ISO 5211 F10	350	436	400	306	16,5	67	78	125	575	132	11	17	70	460	22	16	22,75
ISO 5211 F10	400	487	450	336	21,5	67	102	125	640	132	11	22	70	515	26	16	27,75

